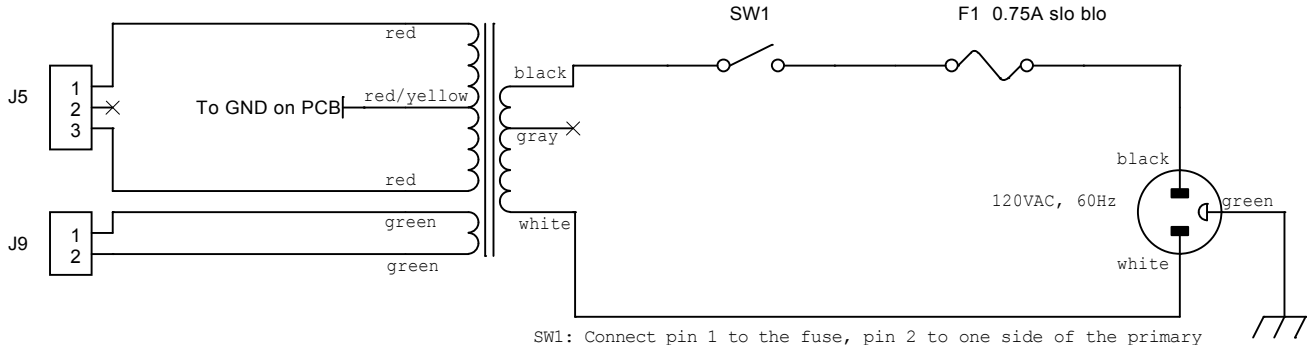
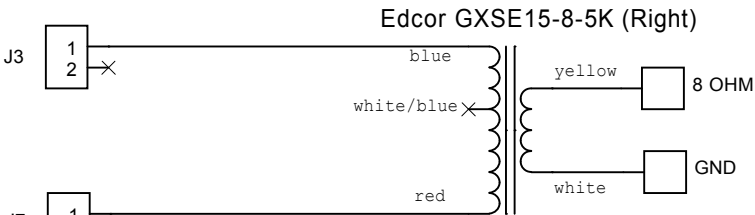



Hammond 269EX, 380VCT



SW1: Connect pin 1 to the fuse, pin 2 to one side of the primary and pin 3 to the other side of the primary, as the neon bulb is parallel to the primary winding.



J1-1 Right Input +
J1-2 Right Input -

J2-1 Left Input +
J2-2 Left Input -

J3-1 Right Output Transformer Plate (blue)
J3-2 No connection

J4-1 Left Output Transformer Plate (blue)
J4-2 No connection

J5-1 Red Secondary
J5-2 No connection
J5-3 Red Secondary

Important: Solder secondary center tap to GND eyelet by J5 & J7.

J6-1 To Choke
J6-2 From Choke

J7-1 Right Output Transformer B+ (red)
J7-2 Left Output Transformer B+ (red)

J9-1 Filament Tap
J9-2 Filament Tap

